



1400 PROVIDENCE HIGHWAY • BUILDING 2 SUITE 2400
 NORWOOD, MASSACHUSETTS 02062-5015 USA
www.intronicspower.com


AC350 SERIES

350 WATT SINGLE OUTPUT U FRAME AC-DC POWER SUPPLY WITH PFC



FEATURE

- * Universal Input 90-264Vac
- * Active PFC Meets EN61000-3-2
- * EMI Meets CISPR/FCC Class B
- * High Efficiency at 90%
- * Remote Voltage Sense



MODEL	VOLTAGE OUTPUT	OUTPUT CURRENT(A)		RIPPLE & NOISE 1	VOLTAGE ACCURACY 2	LINE REG.3	VOLTAGE ADJ.RANGE	LOAD REG.4	EFFICIENCY (TYPICAL)
		RATED	MIN.						
AC350S-120	+12V	29.2	0	100mVp-p	±2%	±0.5%	10.8~13.2	±1%	88%
AC350S-150	+15V	23.4	0	100mVp-p	±2%	±0.5%	13.5~16.5	±1%	88%
AC350S-240	+24V	14.6	0	150mVp-p	±2%	±0.5%	21.6~26.4	±1%	90%
AC350S-360	+36V	9.7	0	150mVp-p	±2%	±0.5%	32.4~39.6	±1%	90%
AC350S-480	+48V	7.3	0	150mVp-p	±2%	±0.5%	43.2~52.8	±1%	91%

SPECIFICATIONS

Typical at 25°C, nominal line and 75% load, unless otherwise Specified

INPUT SPECIFICATIONS:

AC Input Voltage 90~264Vac
 Frequency 47 to 63Hz
 Inrush Current 85A max.
 EMI CISPR/FCC Class B
 Isolation Input to output =3000VDC
 Leakage Current..... 2mA max

OUTPUT SPECIFICATIONS:

Total Rated Output Power.....350W
 (with 20CFM air flow or optional fan)
 Remote Voltage Sense.....Compensates for wire Voltage
 Hold-up Time 16mS typ.
 Over Voltage Protection.....Recycle AC input to restart
 Over Temperature Protection.....Auto Recovery
 Short Circuit Protection.....Auto Recovery

ENVIRONMENTAL CHARACTERISTICS:

Operating Temperature-10~65°C

45~65°C with 2%/°C Derating

PSU will be in thermal protection for exceeding the rated power output
 or the operating temperature

Storage Temperature -40~85°C

MECHANICAL CHARACTERISTICS:

Dimensions..... 235.2x101.5x38mm

NOTE:

1: Add a 0.1uF ceramic capacitor and a 47uF E.L. capacitor to output for Ripple & Noise measuring @20MHz BW.

2: Voltage accuracy is set at 60% rated load and 25°C.Ta.

3: Line regulation is measured from High Line to Low Line with rated load.

5: Load regulation is measured at 60%±40% rated load.

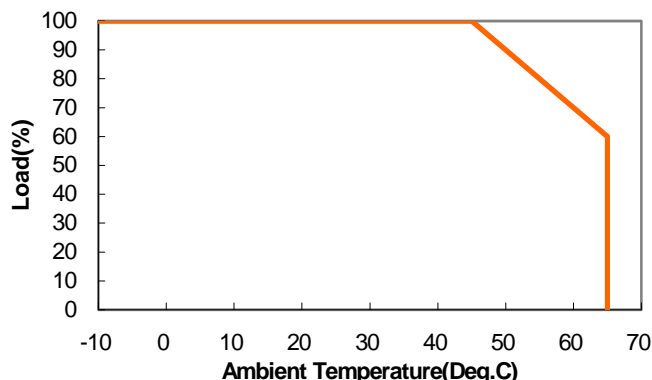
6: Dimensions tolerance : +/- 1mm.

7: CN1(AC Input) : Molex 5273-05A or equivalent

CN2(DC Output) : Molex 5273-09A or equivalent

CN3(DC Output) : Molex 5273-09A or equivalent

AC350S Series Derating Curve



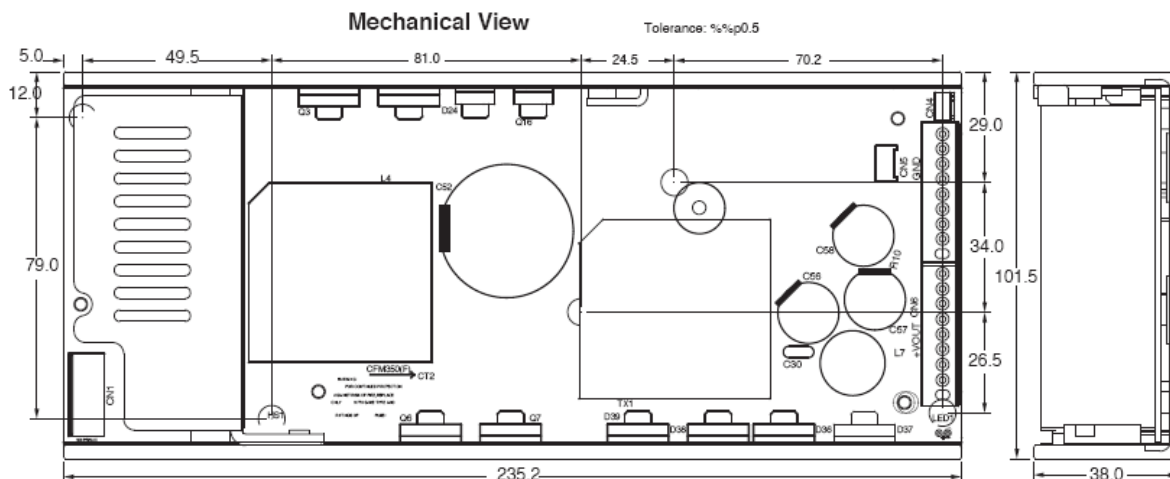
PIN CONNECTION		
CN1 (AC Input)		
Pin	Name	NOTE
1	FG	GOUND
2,4	N/A	
3	N	
5	L	

CN2 (AC Input)		
Pin	Name	NOTE
1~9	+48	

CN3 (AC Input)		
Pin	Name	NOTE
10~18	GND	

Mechanical Specification

All Dimensions In mm



Typical at 25°C, nominal line and 75% load, unless otherwise Specified